

# ADA AUDIO

## Conference

ADA NATIONAL NETWORK

### ADA Audio Conference Series January 20, 2015

This session is scheduled to begin at  
2:00pm Eastern Time

Real-Time Captioning and the PowerPoint Presentation are available through the Webinar Platform. Audio Connection is available through the webinar platform/telephone/Mobile App.

1

## Listening to the Session




- ▶ The audio for today's webinar is being broadcast through your computer or via telephone for those that registered for that option. If using your computer, please make sure your speakers are turned on or your headphones are plugged in.
  - You can control the audio broadcast via the Audio & Video panel. You can adjust the sound by "sliding" the sound bar left or right.
  - If you are having sound quality problems check your audio controls by going through the Audio Wizard which is accessed by selecting the microphone icon on the Audio & Video panel



2



## Captioning

- ▶ Real-time captioning is provided during this session via the webinar platform.
- ▶ The caption screen can be accessed by choosing the  icon in the Audio & Video panel. ↓



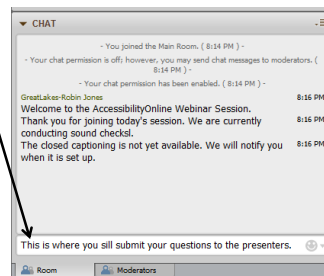
- ▶ Once selected you will have the option to resize the captioning window, change the font size and save the transcript.

3



## Submitting Questions

- ▶ You may type and submit questions in the Chat Area Text Box or press Control-M and enter text in the Chat Area. You will not be able to see the question after you submit it but it will be viewable by the presenters.
- ▶ If you are connected via a mobile device you questions in the chat area within
- ▶ If you are listening by phone you will be instructed by the Operator on how to ask a question.
- ▶ Questions may also be emailed to [webinars@ada-audio.org](mailto:webinars@ada-audio.org)



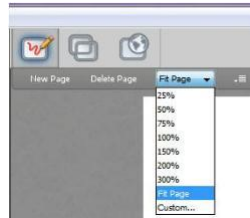
**Please note:** This webinar is being recorded and can be accessed on the ADA Audio Conference Series website at [www.ada-audio.org](http://www.ada-audio.org) within 24 hours after the conclusion of the session. The edited written transcript will be posted at this same site within 7 business days following the conclusion of the session.

4

## Customize Your View



- ▶ Resize the Whiteboard where the Presentation slides are shown to make it smaller or larger by choosing from the drop down menu located above and to the left of the whiteboard. The default is “fit page”



5

## Customize Your View *continued*



- ▶ Resize/Reposition the Chat, Participant and Audio & Video panels by “detaching” and using your mouse to reposition or “stretch/shrink”. Each panel may be detached using the ☰ icon in the upper right corner of each panel.

6

# Technical Assistance



- ▶ If you experience any technical difficulties during today's session:
  1. **In webinar platform:** Send a private chat message to the host by double clicking "Great Lakes ADA" in the participant list. A tab titled "Great Lakes ADA" will appear in the chat panel. Type your comment in the text box and "enter" (Keyboard - F6, Arrow up or down to locate "Great Lakes ADA" and select to send a message ); or
  2. **By Email** [webinars@ada-audio.org](mailto:webinars@ada-audio.org); or
  3. **Call** 877-232-1990 (V/TTY)

7

## Division of Facilities Services

### Accessible Construction Management: Active Participation in Project Management for Accessibility

Presented by:

Andrea Haenlin-Mott  
ADA Coordinator

*Facilities Services*



## Introductions

- Goals for Today....
- My Approach to Accessibility
- Cornell University
- Next Steps...

9



## Construction and Accessibility

- Accessibility considerations through all phases of the construction process.
- Active participation in the process by all stakeholders in a proactive and meaningful way.
- What does that mean?

10



## What does ADA Compliant mean?

- Meets minimum considerations of accessibility
- Accessible “but” can be an afterthought
- Could be “good” accessibility but not “great”
- Could be “great” accessibility

11



## New Construction vs. Alterations

- Process of review
- Project Approval Request for Funding
- Construction Impacts

12



## Pre-Construction

- Budgeting
- Planning/Scope
- Permitting
- Historic Preservation
- Environmental Impact Statement
- EXPECTATIONS

13



## Site Development

- Has many perspectives
- Accessibility and topography
- Environmental impacts

14



## Pre-Design

- Request for Proposal
- Selection of Design Professional
- Access Expectations
- Contract Language

15



## Schematic Design

- General Scope and concept
- Great implications for accessibility—ideal time to influence changes in general direction
- Stakeholder Review Comments

16





## Design Development

- Next Steps—solidification of design
- OPC—Opinion of Probable Cost (could be done at SD as well)
- Accessibility Considerations

17



## Construction Documents

- Not the place to **start** reviewing for accessibility!
- Final check in on access considerations and review comments from each time frame
- See what has changed or not

18



## Accessibility considerations for review New Construction and Alterations

- Parking/Bus/Drop Off
- Interior and exterior path of travel
- Doors/Hardware
- Signage
- Thresholds
- Reach ranges
- Floor surfacing
- Reception areas/dining

19



## Accessibility considerations for review New Construction and Alterations

- Lecture areas/offices
- Drinking fountains
- Cane Detection/protruding objects
- Lighting
- Elevators
- Toilet rooms—all elements
- Areas of rescue assistance
- Other access elements\*\*\*

20



## Construction Impacts

- Path of travel
- Closures
- Occupancy during construction

21



## Experiential Equity

- Are people with disabilities able to have the same experience\* as people without disabilities?
- Similarities to Universal Design

22



## Experiential Equity

- Applications—
- New Construction
- Existing Construction—Barrier Removal
- Complications?

23



## Value Engineering

- Pitfalls to accessibility
- What can be the first to go?
- Code Compliance vs. Universal Design

24



## When Construction Occurs

- Field changes
- Allowances
- Oversight/Management

25



# Questions?

26



Cornell University  
Facilities Services

## Thank You!!

Andrea Haenlin-Mott  
ADA Coordinator for Facilities Services  
Cornell University

116 Humphreys Service Building  
Ithaca, NY 14853-3901  
607-255-5150  
ah45@cornell.edu

27



Thank you for participating in today's  
ADA-Audio Conference Session

The next scheduled session is:

“Reasonable accommodations in the workplace  
for individuals who are deaf/hard of hearing”

**February 17, 2015**

Register at: [www.ada-audio.org](http://www.ada-audio.org) or call 877-232-1990 V/TTY

28