



ADA Audio Conference Series
July 16, 2019

This session is scheduled to begin at
2:00pm Eastern Time

Real-Time Captioning, Video Sign language Interpreter and the PowerPoint Presentation are available through the Webinar Platform. Audio Connection is available through the webinar platform/telephone/Mobile App.

1

Participating via the Webinar Platform



- The audio for today's webinar is being broadcast through your computer. Please make sure your speakers are turned on or your headphones are plugged in.
- You can control the audio broadcast via the Audio & Video panel. You can adjust the sound by "sliding" the sound bar left or right.
- If you are having sound quality problems check your audio controls by going through the Audio Wizard **which is accessed by selecting the microphone icon on the Audio & Video panel.**



2

Participating via a Mobile Device

MOBILE Users (iPhone, iPad, or Android device and Kindle Fire HD)

Join** the session using the Blackboard Collaborate Mobile App (Available Free from the Apple Store, Google Play or Amazon)

OR

Join the session by opening the session link in a browser on your mobile device.



**The accessibility of the mobile app is limited for voice over users and no captioning is displayed.

3

Listening to the Audio via Telephone

If you do not have sound capabilities on your computer or prefer to listen by phone.

(866) 814-1914

Verbal Pass Code:

8878025

This is a Toll Free number

4

Captioning



- Real-time captioning is provided during this webinar.
- The caption screen can be accessed by choosing the “CC” icon in the Audio & Video panel.



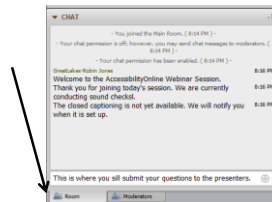
- Once selected you will have the option to resize the captioning window, change the font size and save the transcript.

5

Submitting Questions



- If you are listening by phone you will be instructed by the Operator on how to ask a question.
- Webinar participants may type and submit questions in the Chat Area Text Box or press Control-M and enter text in the Chat Area. You will not be able to see the question after you submit it but it will be viewable by the presenters.
- If you are connected via a mobile device you may submit questions in the chat area within the App
- Questions may also be emailed to webinars@ada-audio.org



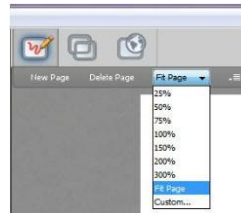
Please note: This webinar is being recorded and can be accessed on the ADA Audio Conference Series website at www.ada-audio.org within 24 hours after the conclusion of the session. The edited written transcript will be posted at this same site within 7 business days following the conclusion of the session.

6

Customize Your View




Resize the whiteboard where the presentation slides are shown to make it smaller or larger, by choosing from the drop down menu located above and to the left of the whiteboard. The default is “fit page”.



7

Customize Your View, *continued*



- Resize/Reposition the Chat, Participant and Audio & Video panels by “detaching” and using your mouse to reposition or “stretch/shrink”.
- Each panel may be detached using the  icon in the upper right corner of each panel.

8

Technical Assistance



- If you experience any technical difficulties during today's session:
 - In webinar platform: Send a private chat message to the host by double clicking "Great Lakes ADA" in the participant list. A tab titled "Great Lakes ADA" will appear in the chat panel. Type your comment in the text box and "enter" (Keyboard - F6, Arrow up or down to locate "Great Lakes ADA" and select to send a message); or
 - By Email webinars@ada-audio.org ; or
 - Call 877-232-1990 (V/TTY)

9

Setting Preferences

- Depending on your system settings you may receive visual and audible notifications when individuals enter/leave the webinar room or when other actions are taken by participants. This can be distracting.
- To turn off notifications (audible/visual)
 - Select "Edit" from the tool bar at the top of your screen
 - From the drop down menu select "Preferences"
 - Scroll down to "General"
 - select "Audible Notifications" Uncheck anything you don't want to receive and "apply"
 - Select "Visual Notifications" Uncheck anything you don't want to receive and "apply"
 - For Screen Reader User – Set preferences through the setting options within the Activity Window (Ctrl+slash opens the activity window)

10

Insights on Traveling with a Mobility Disability



Kelly Narowski
August 20, 2019

11

Air Travel

- Air Carriers Access Act
- Current Challenges
- Personal Experiences



12

Car Rentals

- ADA- Title III
- Court Precedent
- Personal Experiences



13

Ground Transportation

- Amtrak
- Shuttles/buses
- Greyhound
- Taxis
- Uber/Lyft



14

Hotels and Motels

ADA- Title III
Online Booking Tools
Current Challenges
Personal Experiences

15

Cruises

- Accessibility
- Personal Experiences



16

Travel is intensified living with maximum thrills
per minute. It's recess, and we need it.
-Rick Steves



QUESTIONS?

17



Thank you for participating in today's
ADA-Audio Conference Session

Next Session: September 17, 2019
"The Fair Housing Act and Persons with Disabilities"

Register at: www.ada-audio.org or call 877-232-1990 V/TTY

18