

## Welcome to the Accessibility Online Webinar Series



A collaborative program between the  
ADA National Network and the  
US Access Board



The Session is Scheduled to begin at 2:30pm Eastern Time

We will be testing sound quality periodically

Audio and Visual are provided through the on-line webinar system. This session is  
closed captioned. Individuals may also listen via telephone by dialing 712-432-3100  
code 930098 # (This is not a Toll Free number)

- The content and materials of this training are property of the US Access Board and the DBTAC - Great Lakes ADA Center and cannot be used and/or distributed without permission. This program is funded under award #H133A060097 from the U.S. Department of Education through the auspices of the National Institute on Disability and Rehabilitation Research (NIDRR) and an inter-agency agreement with the U.S. Access Board. For permission to use training content or obtain copies of materials used as part of this program please contact us by email at [adata@adagreatlakes.org](mailto:adata@adagreatlakes.org) or toll free (877)232-1990 (V/TTY)

UNITED STATES ACCESS BOARD

1

---

---

---

---

---

---

---

---



## Webinar Features

- Closed captioning** – click **CC** icon (top of screen) or control-F8 and adjust your screen
- Questions** - type and submit questions in the Chat Area Text box or press control-M and enter text in the Chat Area
- Please do not use emoticons or hand-raising features during this session

UNITED STATES ACCESS BOARD

2

---

---

---

---

---

---

---

---

## Presenters



Peggy Greenwell



Bill Botten

U.S. Access Board

UNITED STATES ACCESS BOARD

3

---

---

---

---

---

---

---

---

## Accessible Health Clubs and Fitness Facilities

### • *Session Agenda*

- Application of accessibility standards
- Common features
- Other elements
- Questions

UNITED STATES ACCESS BOARD

4

---

---

---

---

---

---

---

## Types of Facilities Covered

**ADA – STATE AND LOCAL GOVERNMENT,  
PLACES OF PUBLIC ACCOMMODATION  
ABA – FEDERAL FACILITIES**

- Health Club, Gym, Fitness Facility, Personal Training Studio
- Employee fitness facilities
- Fitness facilities connected with a hotel/motel, resort, airport, spa
- Local recreation centers, YMCA



UNITED STATES ACCESS BOARD

5

---

---

---

---

---

---

---

## New ADA Standards

**DOJ's 2010 standards  
(mandatory March 15, 2012)**



**Based on the Board's ADA-ABA Guidelines  
(2004)**

UNITED STATES ACCESS BOARD

6

---

---

---

---

---

---

---

## ABA Standards

### (Federal facilities)

- Similar standards in effect for all federally funded facilities (except housing)



- Housing – UFAS still applies (HUD to update standards)

7

---

---

---

---

---

---

---

---

## New Construction

---

---

---

---

---

---

---

---

### New Construction

- All areas must comply except:
  - Exempted structures/ spaces
  - Partially scoped spaces

---

---

---

---

---

---

---

---

## General Exceptions

- Recreation Facilities
- Raised structures used solely for refereeing, judging, or scoring a sport
- Raised boxing/ wrestling rings
- Water slides and raised diving boards/ platforms
- Animal containment areas not open to the public



UNITED STATES ACCESS BOARD

10

---

---

---

---

---

---

---

---

## Chapter 2: Scoping

ADA CHAPTER 1: APPLICATION AND ADMINISTRATION	Table of contents
101 Purpose	1
102 Standards for Adults and Children	1
103 Standards for Facilities	1
104 General Requirements	1
105 Definitions	1
ADA CHAPTER 2: SCOPING REQUIREMENTS	
201 Application	1
202 Existing Buildings and Facilities	1
203 New Buildings and Facilities	1
204 Existing Parks	1
205 Accessible Routes	1
206 Accessible Means of Egress	1
207 Accessible Entrances	1
208 Passenger Loading Zones and Bus Stops	1
209 Elevators	1
210 Water Facilities and Bathing Facilities	1
211 Water Access Systems	1
212 Play	1
213 Transportation	1
214 Transportation Facilities	1
215 Transportation Systems	1
216 Amusement, Entertainment, and Recreation	1
217 Medical Care and Long-Term Care Facilities	1
218 New Construction	1
219 Existing Buildings and Facilities	1
220 Existing Parks, Play Areas, and Jails	1
221 Existing Facilities and Play Areas	1
222 Existing Parks and Play Areas	1
223 Existing Parks and Play Areas	1
224 Existing Parks and Play Areas	1
225 Existing Parks and Play Areas	1
226 Existing Parks and Play Areas	1
227 Existing Parks and Play Areas	1
228 Existing Parks and Play Areas	1
229 Existing Parks and Play Areas	1
230 Existing Parks and Play Areas	1
231 Existing Parks and Play Areas	1
232 Existing Parks and Play Areas	1
233 Existing Parks and Play Areas	1
234 Existing Parks and Play Areas	1
235 Existing Parks and Play Areas	1
236 Existing Parks and Play Areas	1
237 Existing Parks and Play Areas	1
238 Existing Parks and Play Areas	1
239 Existing Parks and Play Areas	1
240 Existing Parks and Play Areas	1
241 Existing Parks and Play Areas	1
242 Existing Parks and Play Areas	1
243 Existing Parks and Play Areas	1
244 Existing Parks and Play Areas	1
245 Existing Parks and Play Areas	1
246 Existing Parks and Play Areas	1
247 Existing Parks and Play Areas	1
248 Existing Parks and Play Areas	1
249 Existing Parks and Play Areas	1
250 Existing Parks and Play Areas	1
251 Existing Parks and Play Areas	1
252 Existing Parks and Play Areas	1
253 Existing Parks and Play Areas	1
254 Existing Parks and Play Areas	1
255 Existing Parks and Play Areas	1
256 Existing Parks and Play Areas	1
257 Existing Parks and Play Areas	1
258 Existing Parks and Play Areas	1
259 Existing Parks and Play Areas	1
260 Existing Parks and Play Areas	1
261 Existing Parks and Play Areas	1
262 Existing Parks and Play Areas	1
263 Existing Parks and Play Areas	1
264 Existing Parks and Play Areas	1
265 Existing Parks and Play Areas	1
266 Existing Parks and Play Areas	1
267 Existing Parks and Play Areas	1
268 Existing Parks and Play Areas	1
269 Existing Parks and Play Areas	1
270 Existing Parks and Play Areas	1
271 Existing Parks and Play Areas	1
272 Existing Parks and Play Areas	1
273 Existing Parks and Play Areas	1
274 Existing Parks and Play Areas	1
275 Existing Parks and Play Areas	1
276 Existing Parks and Play Areas	1
277 Existing Parks and Play Areas	1
278 Existing Parks and Play Areas	1
279 Existing Parks and Play Areas	1
280 Existing Parks and Play Areas	1
281 Existing Parks and Play Areas	1
282 Existing Parks and Play Areas	1
283 Existing Parks and Play Areas	1
284 Existing Parks and Play Areas	1
285 Existing Parks and Play Areas	1
286 Existing Parks and Play Areas	1
287 Existing Parks and Play Areas	1
288 Existing Parks and Play Areas	1
289 Existing Parks and Play Areas	1
290 Existing Parks and Play Areas	1
291 Existing Parks and Play Areas	1
292 Existing Parks and Play Areas	1
293 Existing Parks and Play Areas	1
294 Existing Parks and Play Areas	1
295 Existing Parks and Play Areas	1
296 Existing Parks and Play Areas	1
297 Existing Parks and Play Areas	1
298 Existing Parks and Play Areas	1
299 Existing Parks and Play Areas	1
300 Existing Parks and Play Areas	1



Architectural Barriers Act Accessibility Standard (ABAAS)

UNITED STATES ACCESS BOARD

11

---

---

---

---

---

---

---

---

## Scoping Provisions

- Exempted spaces – 203
- Dressing, Fitting, and Locker Rooms – 222
- Storage – 225
- Exercise machines and equipment – 236
- Play areas – 240
- Saunas and steam rooms – 241
- Swimming pools, wading pools, and spas – 242

UNITED STATES ACCESS BOARD

12

---

---

---

---

---

---

---

---

## CHAPTER 10 – Technical provisions

### Recreation Facilities:

- Amusement rides
- Recreational boating facilities
- Fishing piers and platforms
- Golf facilities
- Miniature golf facilities
- Play areas
- Swimming pools, wading pools, and spas



UNITED STATES ACCESS BOARD

13

---

---

---

---

---

---

---

---

## Alterations

---

---

---

---

---

---

---

---

### Alterations

- Standards apply based on:
- **planned scope of work**
- primary function areas/ path of travel
- **“technically infeasible”**

UNITED STATES ACCESS BOARD

15

---

---

---

---

---

---

---

---

## Alterations

- Additional requirements for alterations to areas containing a “primary function” (major activity intended for facility)
- Example:
  - group exercise room in a health club
  - pool in a recreation center
  - exercise equipment in a fitness facility

UNITED STATES ACCESS BOARD

16

---

---

---

---

---

---

---

---

## Alterations

Alterations to primary function areas require accessible “path of travel”:

- accessible route (from site arrival
- points, parking, building entrances)
- restrooms
- phones
- drinking fountains

UNITED STATES ACCESS BOARD

17

---

---

---

---

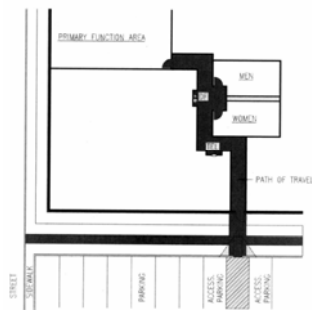
---

---

---

---

## Alterations



Example of “path of travel”

UNITED STATES ACCESS BOARD

18

---

---

---

---

---

---

---

---

## Alterations

### Path of travel:

- Compliance required except where
- “disproportionate” to the project cost
- (more than 20%)

UNITED STATES ACCESS BOARD

19

---

---

---

---

---

---

---

---

## Alterations

### “Technical Infeasibility” =

- Existing physical/site constraints that prohibit compliance
- *Example:* removing fixture to create accessible stall conflicts with plumbing code

UNITED STATES ACCESS BOARD

20

---

---

---

---

---

---

---

---

## Existing Facilities

---

---

---

---

---

---

---

---

## What Standards Apply to ADA Existing Facilities?

- Title II — Program accessibility
- Title III — Readily achievable barrier removal

*For more information, contact DOJ @ 800 514-0301*

UNITED STATES ACCESS BOARD

22

---

---

---

---

---

---

---

## Safe Harbor – Existing Facilities

- Elements that comply with 1991 Standards do not need to be modified to meet the 2010 Standards unless those elements are altered on or after March 15, 2012.
- Safe Harbor does not apply to elements in existing facilities that were not subject to specific requirements in the 1991 Standards

For more information, contact DOJ @ 800 514-0301

UNITED STATES ACCESS BOARD

23

---

---

---

---

---

---

---

## Elements in 2010 Standards Not Subject to Safe Harbor

- |   |   |
|---|---|
| (A) Residential facilities and dwelling units | (I) Saunas and steam rooms                      |
| (B) Amusement rides                           | (J) Swimming pools, wading pools, and spas      |
| (C) Recreational boating facilities           | (K) Shooting facilities with firing positions,  |
| (D) Exercise machines and equipment           | (L) Miscellaneous.                              |
| (E) Fishing piers and platforms               | (1) Team or player seating                      |
| (F) Golf facilities                           | (2) Accessible route to bowling lanes           |
| (G) Miniature golf facilities                 | (3) Accessible route in court sports facilities |
| (H) Play areas                                |   |

For more information, contact DOJ @ 800 514-0301

UNITED STATES ACCESS BOARD

24

---

---

---

---

---

---

---



# Common elements

---

---

---

---

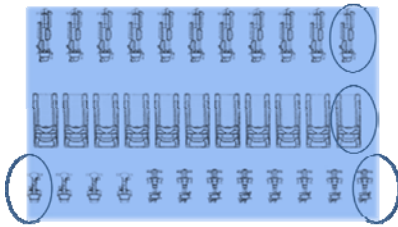
---

---

---

---

## Exercise Equipment and Machines



One of each type

UNITED STATES ACCESS BOARD

26

---

---

---

---

---

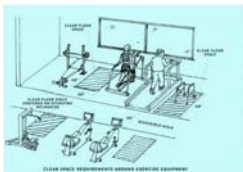
---

---

---

## Exercise Equipment and Machines

- 30 in x 48 in clear space
- Positioned for transfer or for use by an individual using a wheelchair
- Clear floor space or ground space for more than one piece of equipment permitted to overlap



UNITED STATES ACCESS BOARD

27

---

---

---

---

---

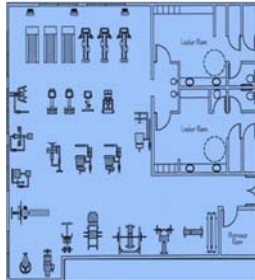
---

---

---

## Exercise Equipment and Machines

- No requirement to modify equipment
- Controls and operating mechanisms exempt



UNITED STATES ACCESS BOARD

28

---

---

---

---

---

---

---

---

## Area of Sport Activity

- “That portion of a room or space where the play or practice of sport occurs”.



UNITED STATES ACCESS BOARD

29

---

---

---

---

---

---

---

---

## Area of sport activity

- Court Sports –
- Accessible route to directly connect both sides of the court



UNITED STATES ACCESS BOARD

30

---

---

---

---

---

---

---

---

## Area of Sport Activity

- Accessible route to each area of sport activity
- Exempt from firm, stable, and slip resistant surface



UNITED STATES ACCESS BOARD

31

---

---

---

---

---

---

---

---

## Swimming Pools

- Required means of access into the water
  - Over 300 linear ft of pool wall = 2 (one primary)
- Less than 300 linear ft of pool wall = 1 lift or sloped entry



UNITED STATES ACCESS BOARD

32

---

---

---

---

---

---

---

---

PERMITTED MEANS OF POOL ACCESS					
POOL TYPE	SLOPED ENTRY	LIFT	TRANSFER WALLS	TRANSFER SYSTEMS	STAIRS
Swimming (less than 300 linear feet of pool wall)	✓	✓			
Swimming (300 or more linear feet of pool wall) —two means of entry required	✓*	✓*	✓	✓	✓
Wave action, leisure river, and other pools where user entry is limited to one area	✓	✓		✓	
Wading pools	✓				
Spas		✓	✓	✓	
*Primary means must be by sloped entry or lift, secondary means can be any of the permitted types.					

UNITED STATES ACCESS BOARD

33

---

---

---

---

---

---

---

---

## Sloped Entry

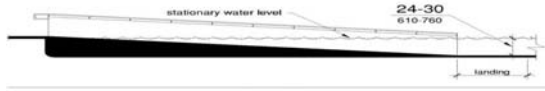


Fig. 72  
Sloped Entry Submerged Depth

- Extend to 24 inches to 30 inches below stationary water level
- 1:12 maximum slope
- Handrails - 33 inches min - 38 inches max clear width

UNITED STATES ACCESS BOARD

34

---

---

---

---

---

---

---

---

## Pool Lift

- Located where water does not exceed 48 inches
- Footrests – must be provided and move with seat

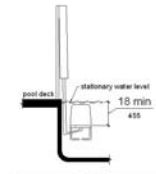


Fig 71  
Pool Lift Submerged Depth

UNITED STATES ACCESS BOARD

35

---

---

---

---

---

---

---

---

## Pool lift

- Armrest – if provided opposite water shall be removable or fold in raised or load position
- Capable of unassisted operation – both deck and water



UNITED STATES ACCESS BOARD

36

---

---

---

---

---

---

---

---



## Spas

- At least one means of entry:
  - Lift - footrests not required
  - Transfer wall
  - Transfer system
- Where provided, in a cluster, 5% but not less than one



UNITED STATES ACCESS BOARD

40

---

---

---

---

---

---

---

---

## Wading pools

- At least one sloped entry - handrails not required
- Extend to the deepest part of the wading pool



UNITED STATES ACCESS BOARD

41

---

---

---

---

---

---

---

---

## Diving Boards and Raised Platforms

- Accessible route not required to serve raised diving boards or diving platforms



UNITED STATES ACCESS BOARD

42

---

---

---

---

---

---

---

---

## Water Play Components



Ground level access  
and transfer access to  
elevated play  
components required



UNITED STATES ACCESS BOARD

43

---

---

---

---

---

---

---

---

## Play Areas



- One of each type of ground level play component
- 50% elevated play components
- Ramp access required for more than 20 elevated components

UNITED STATES ACCESS BOARD

44

---

---

---

---

---

---

---

---

## Soft Contained Play Structures

- 3 or fewer entry points = 1 on accessible route
- 4 or more entry points = 2 on accessible route  
(AR must connect entry & exit points)



UNITED STATES ACCESS BOARD

45

---

---

---

---

---

---

---

---

# Other facility elements

---

---

---

---

---

---

---

## Entrances

### Scoping:

- At least 60% of public entrances to comply

### Also:

- direct access from parking structures (all)
- direct access from tunnels or elevated walkways
- different fixed routes in transit facilities
- entrances to different tenant spaces
- restricted or secured entrances (at least 1)

UNITED STATES ACCESS BOARD

47

---

---

---

---

---

---

---

## Entrances



- Automated openers recommended for exterior doors

UNITED STATES ACCESS BOARD

48

---

---

---

---

---

---

---



## Accessible Vehicle Parking



Total Parking in Lot	Required Minimum Number of Accessible Spaces
1 to 25	1
26 to 50	2
51 to 75	3
76 to 100	4
101 to 150	5
151 to 200	6
201 to 300	7
301 to 400	8
401 to 500	9
501 to 1000	2 percent of total
1001 and over	20 plus 1 for each 100 over 1000

**1 OF EVERY 6 = VAN SPACE**

UNITED STATES ACCESS BOARD

49

---

---

---

---

---

---

---

---

---

---

## Parking

- Clarifications/ revisions:
- Marking of access aisles
- Sign height (60" min.)
- Angled vans spaces  
(Aisle on passenger side)



UNITED STATES ACCESS BOARD

50

---

---

---

---

---

---

---

---

---

---

## Drinking Fountains

- Where provided at exterior site or floor, 2 units required (wheelchair & standing access)
  - alternative: single "hi-lo" unit
  - multiple installations: 50% of each type
- (Can round up or down)



UNITED STATES ACCESS BOARD

51

---

---

---

---

---

---

---

---

---

---

# Toilet Rooms and Bathing Facilities

---

---

---

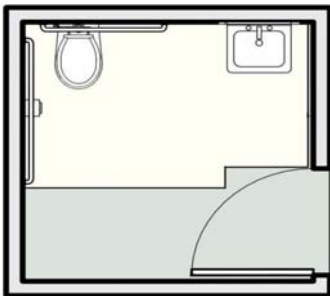
---

---

---

---

## Toilet/Bath/Dressing Rooms



Door cannot swing into toilet/bathroom fixture clearances or into dressing rooms unless ...

UNITED STATES ACCESS BOARD

53

---

---

---

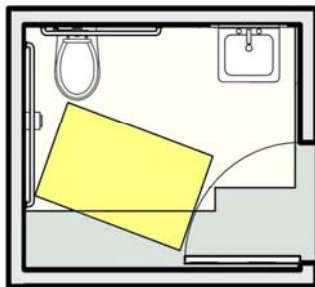
---

---

---

---

## Toilet/Bath/Dressing Rooms



... unobstructed wheelchair space (30"x 48") is provided beyond door swing

UNITED STATES ACCESS BOARD

54

---

---

---

---

---

---

---

## Water Closet Clearance

- Lavatory overlap no longer permitted



UNITED STATES ACCESS BOARD

55

---

---

---

---

---

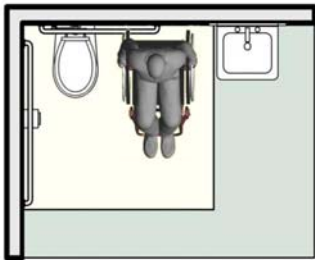
---

---

---

## Toilet Rooms

Allows space for side transfers



UNITED STATES ACCESS BOARD

56

---

---

---

---

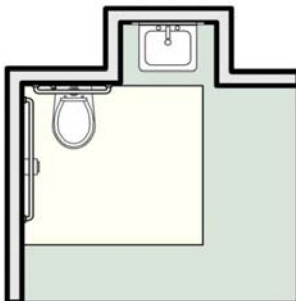
---

---

---

---

## Toilet Rooms



- fixtures can be recessed
- shorter (24" min.) rear grab bar allowed in this case

UNITED STATES ACCESS BOARD

57

---

---

---

---

---

---

---

---

# Bathing Facilities

---

---

---

---

---

---

---

## Bathing Facilities

- Access to all public and common use facilities, including:
- gym/ pool shower rooms
- employee locker rooms
- 
- At least one shower or tub required
- Options:
- transfer shower stall
- roll-in shower
- tub

UNITED STATES ACCESS BOARD

59

---

---

---

---

---

---

---

## Transfer Stall



UNITED STATES ACCESS BOARD

60

---

---

---

---

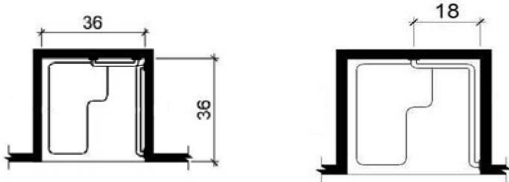
---

---

---

## Transfer Stall

- Stall dimensions: absolute, not minimum
- *New standards*: 36" measured at center point



- Grab bars can be continuous or split

UNITED STATES ACCESS BOARD

61

---

---

---

---

---

---

---

---

## Seats

- dimensions
- location
- height (17" – 19")
- securement
- structural strength



UNITED STATES ACCESS BOARD

62

---

---

---

---

---

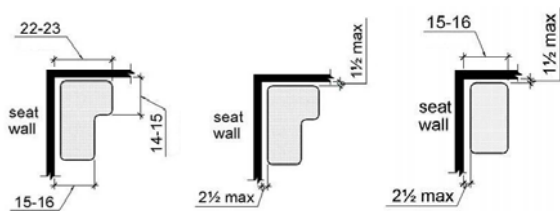
---

---

---

## Seats

- *New standards*: specifications for L-shaped and rectangular seats



UNITED STATES ACCESS BOARD

63

---

---

---

---

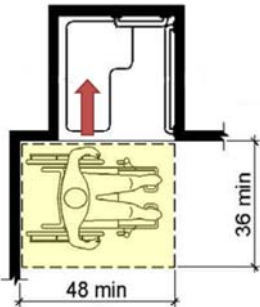
---

---

---

---

### Transfer Stall



- Clear floor space positioned for alignment with seat

UNITED STATES ACCESS BOARD

64

---

---

---

---

---

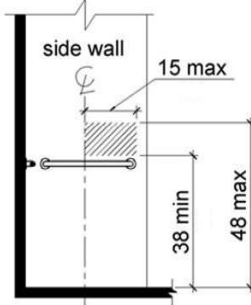
---

---

---

### Transfer Stall

- Control location near opening (usable from outside stall)
- Curb: ½ max.



UNITED STATES ACCESS BOARD

65

---

---

---

---

---

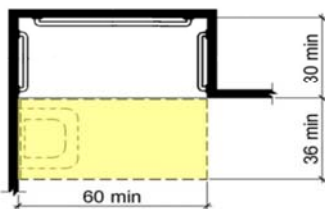
---

---

---

### Roll-in Shower (no seat)

- Stall dimensions and clear floor space (lav can overlap space)



- New standards: CFS 30" min. deep (instead of 36")

UNITED STATES ACCESS BOARD

66

---

---

---

---

---

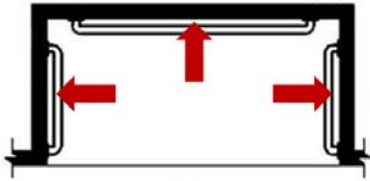
---

---

---

### Roll-in Shower (no seat)

Shower head and controls permitted on any wall if no seat provided



UNITED STATES ACCESS BOARD

67

---

---

---

---

---

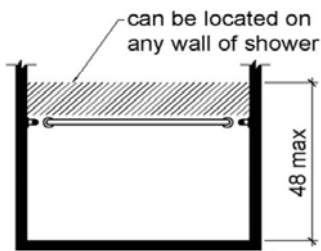
---

---

---

### Roll-in Shower (no seat)

Shower head and control location



UNITED STATES ACCESS BOARD

68

---

---

---

---

---

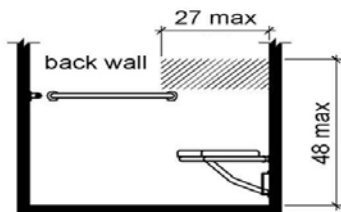
---

---

---

### Roll-in Shower (with seat)

Shower head/controls required on back within reach from seat



UNITED STATES ACCESS BOARD

69

---

---

---

---

---

---

---

---

## Roll-in Shower (with seat)

Improper location makes controls and shower spray unit unusable from seat



UNITED STATES ACCESS BOARD

70

---

---

---

---

---

---

---

---

## Roll-in Showers

No curbs - smooth transition to shower floor  
(*new standards: ½" max. beveled curb allowed*)

To control water:

- 2% max. slope allowed
- consider trench drain
- other solutions



UNITED STATES ACCESS BOARD

71

---

---

---

---

---

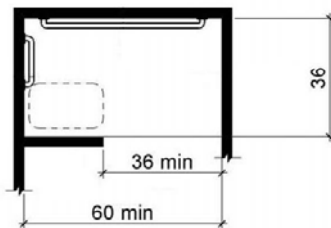
---

---

---

## Alternate Roll-in/Transfer

36" depth = absolute dimension



UNITED STATES ACCESS BOARD

72

---

---

---

---

---

---

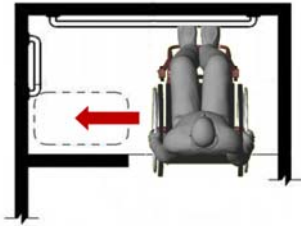
---

---



### Alternate Roll-in/Transfer

36" depth allows alignment with seat for transfer



UNITED STATES ACCESS BOARD

73

---

---

---

---

---

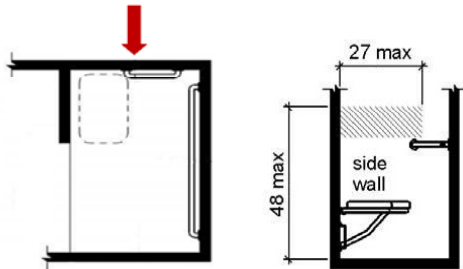
---

---

---

### Alternate Roll-in/Transfer

Location of controls and shower head



UNITED STATES ACCESS BOARD

74

---

---

---

---

---

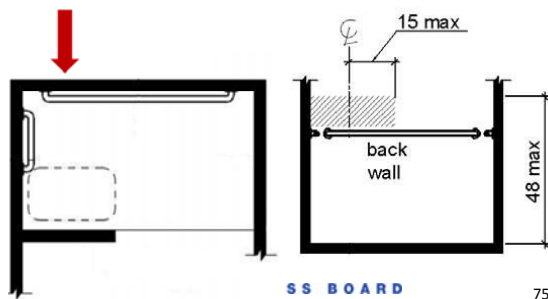
---

---

---

### Alternate Roll-in/Transfer

New standards: alternate location on back wall



SS BOARD

75

---

---

---

---

---

---

---

---

## Shower Spray Unit

Hand-held shower spray unit required for showers and tubs (exception for “unmonitored” facilities)

***New standards:***

- on/off control
- water temperature (120 degrees max.)



UNITED STATES ACCESS BOARD

76

---

---

---

---

---

---

---

---

## Showers

***Common Error:***



Grab bar on seat wall

UNITED STATES ACCESS BOARD

77

---

---

---

---

---

---

---

---

## Saunas and steam rooms

- Where provided in a cluster, at least 5%, not less than one
- Turning space within the room—may be obstructed by readily removable seats
- Door swing cannot swing into clear floor/ground space for bench



UNITED STATES ACCESS BOARD

78

---

---

---

---

---

---

---

---

## Signs

- Door swing cannot swing into clear floor/ground space for bench
- Tactile/ visual – labels for permanent rooms & spaces, exit doors
- Visual only – directional or informational signs
- Exempt: temporary signs, building menus, directories, addresses, company names and logos



UNITED STATES ACCESS BOARD

79

---

---

---

---

---

---

---

---

## Sales and Service Counters

- 36" max. height (accessible portion)
- Applies to full depth of counter
- 36" min. length (30" min. forward approach)
- security glazing – method to facilitate voice communication



UNITED STATES ACCESS BOARD

80

---

---

---

---

---

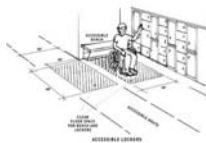
---

---

---

## Dressing, Fitting, & Locker Rooms

- Access to at least 5% of each type of locker, in each cluster
- Clear floor space
- Elements within reach range
- Operable parts
- Accessible bench



UNITED STATES ACCESS BOARD

81

---

---

---

---

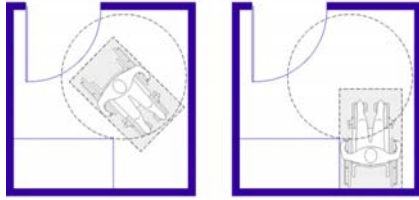
---

---

---

---

## Dressing/ Fitting/ Locker Rooms



- Door swing into turning space (if wheelchair space beyond swing)

82

---

---

---

---

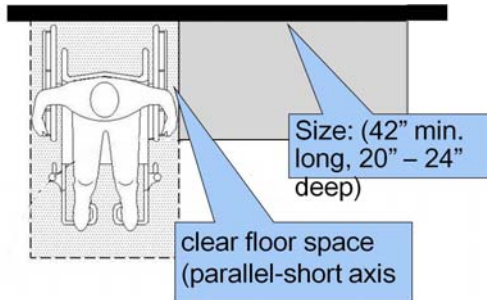
---

---

---

---

## [Changing] Benches (903)



UNITED STATES ACCESS BOARD

83

---

---

---

---

---

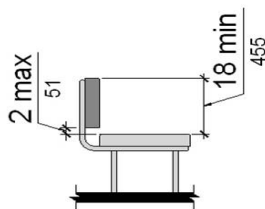
---

---

---

## Benches

- Back support - new specifications



UNITED STATES ACCESS BOARD

84

---

---

---

---

---

---

---

---

## Where to direct questions



### U.S. Department of Justice

- Implementing regulation and additional requirements
- Requirements for existing facilities – title II & III

(800) 514-0301 (voice)

(800) 514-0383 (TTY)

[www.ada.gov](http://www.ada.gov)



### U.S. Access Board

- 2010 Accessibility Standards for new construction and alterations

(800) 872-2253 (voice)

(800) 993-2822 (TTY)

[ta@access-board.gov](mailto:ta@access-board.gov)

[www.access-board.gov](http://www.access-board.gov)

UNITED STATES ACCESS BOARD

85

---

---

---

---

---

---

---

---

## Technical Assistance Material



<http://www.access-board.gov/indexes/pubsindex.htm>

UNITED STATES ACCESS BOARD

86

---

---

---

---

---

---

---

---

## Questions?

- You May Type and Submit questions in the Chat Area Text Box or press Control-M and enter text in the Chat Area

UNITED STATES ACCESS BOARD

87

---

---

---

---

---

---

---

---

## Thank You for Participating in Today's Webinar



Next scheduled session:  
Section 508 – “The Basics”  
September 1, 2011

[www.accessibilityonline.org](http://www.accessibilityonline.org)

877-232-1990 (V/TTY)

UNITED STATES ACCESS BOARD

88

---

---

---

---

---

---

---

---